

DOOR CLOSERS


702 Series - Light

PC-A

Economical Door Closer
 Suitable for both internal and external standard door
 Non-handed
 Back Check standard

SIZE 2 Mount Adjustable

FIRE RATED 



Product Code	Finish	Description
702SIL	SIL	Door closer supplied with standard arm and PA bracket


7000 Series - Commercial

Medium-Duty Commercial Grade Door Closer
 Suitable for both internal and external standard to large doors
 Non-handed

Options: Hold Open and Slide Track available

SIZE EN2-4 Mount Adjustable

EN1154
 FIRE RATED 



Product Code	Finish	Description
7303SIL	SIL	Door Closer supplied with standard arm and PA bracket

ACCESSORIES TO SUIT 7000 SERIES



Product Code	Finish	Description
9000ARSIL	SIL	Arm - Standard to suit 7303/9026
9000HOSIL	SIL	Arm - Hold Open arm to suit 7303/9026
9000STSIL	SIL	Slide Track to suit 7303/9026 inc arm
7000DP	SIL	Mount Plate
7100DP	SIL	Drop Plate

DOOR CLOSERS

9000 Series - Commercial

PC-A

9024 SERIES

9024 - Medium/Heavy-Duty Commercial Grade Door Closer
 Suitable for both internal and external standard to large doors
 Non-handed
 Adjustable Back Check Delayed action suitable for disabled access
 Options: Hold Open and Slide Track available

SIZE EN2 to 4 Power Adjustable



Product Code	Finish	Description
9024SIL	SIL	Door Closer EN2-4 inc standard arm and bracket
9024CSSS	SSS	Door Closer EN2-4 inc box cover, standard arm and PA bracket
9024CPSS	PSS	Door Closer EN2-4 inc box cover, standard arm and PA bracket

PC-A

9025 SERIES

9025 - Heavy-Duty Commercial Grade Door Closer
 Suitable for both internal and external standard to large doors
 Non-handed
 Adjustable Back Check Delayed action suitable for disabled access
 Options: Hold Open and Slide Track available

SIZE EN2 to 5 Power Adjustable



Product Code	Finish	Description
9025SIL	SIL	Door closer EN2-5 inc standard arm and PA bracket - NO box cover
9025CSSS	SSS	Door closer EN2-5 inc standard arm and PA bracket plus box cover
9025CPSS	PSS	Door closer EN2-5 inc standard arm and PA bracket plus box cover

DOOR CLOSERS

9000 Series - Commercial

PC-A

9026 SERIES

9026 - Heavy-Duty Commercial Grade Door Closer
 Suitable for both internal and external standard to large doors
 Non-handed
 Adjustable Back Check Delayed action suitable for disabled access
 Options: Hold Open and Slide Track available

SIZE 2 to 6 Spring Adjustable



Product Code	Finish	Description
9026SIL	SIL	Door closer supplied with standard arm and PA bracket
9026CSSS	SSS	Door closer supplied with box cover, standard arm and PA bracket
9026CPSS	PSS	Door closer supplied with box cover, standard arm and PA bracket

DOOR CLOSERS

1000 Series - Commercial

PC-A

1026 SERIES

1026 - Heavy-Duty Commercial Grade Door Closer
 Suitable for both internal and external standard to large doors
 Non-handed
 Adjustable Back Check Delayed action suitable for disabled access
 Options: Hold Open and Slide Track available

SIZE EN2 to 6 Power Adjustable
















EN1154
 FIRE RATED 

Product Code	Finish	Description
1026SIL	SIL	Door closer EN2-6 inc standard arm and PA bracket - NO box cover
1026CSSS	SSS	Door closer EN2-6 inc standard arm and PA bracket plus box cover
1026CPSS	PSS	Door closer EN2-6 inc standard arm and PA bracket plus box cover

DOOR CLOSERS

Accessories - 9000 Series

PC-A

 9000AR SIL	 9000HO SIL	 9001ST SIL FIRE RATED 	 9000FS SIL
 9000KBSIL	 9024DP	 9124DP	 9026DP
 9126DP	 9024COVSS	 9024COVPSS	 9026COVSS

Product Code	Finish	Description
9000ARSIL	SIL	Arm - Standard to suit 7303/9025/9026
9000HOSIL	SIL	Arm - Hold Open to suit 7303/9025/9026
9001STSIL	SIL	Slide Track - to suit 7303/9025/9026 including arm
9000FSSIL	SIL	Slide Track - Fire Shield including arm
9000KBSIL	SIL	Kinked Parallel Bracket
9024DP	SIL	Mount Plate
9124DP	SIL	Mount Plate
9024COVSSS	SSS	Box Cover - Stainless Steel
9024COVPSS	PSS	Box Cover - Polished Stainless Steel
9026DP	SIL	Mount Plate
9126DP	SIL	Drop Plate
9026COVSSS	SSS	Box Cover - Stainless Steel
9026COVPSS	PSS	Box Cover - Polished Stainless Steel
1026COVSSS	SSS	Box Cover - Stainless Steel
1026COVPSS	PSS	Box Cover - Polished Stainless Steel