

# PLATE FURNITURE

## 100 Series

PC-A

The Kaba (100 series round end) solid forged brass door furniture is designed for use with contemporary Australian style mortice locks and latches.


Plates are designed to fit back to back with concealed fixing to outside plate. Screws provided have a cross-recessed head.

The plates are non-handed and the handing of the levers can be reversed on site (except indicating furniture).

Available in two lever designs.



**DIMENSIONS:** 165mm high x 44mm wide x 12mm thick



### PLATES WITH HANDLES

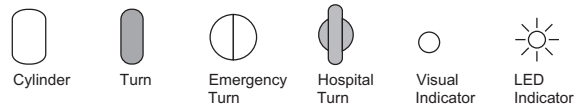
	Concealed	Visible
<b>101 Function</b> Plate with cylinder hole and lever.	 101C	 101V
<b>101LED Function</b> Plate with cylinder hole, lever and LED indicator.	 101CLED	
<b>102 Function</b> Plate without cylinder hole with lever.	 102C	 102V
<b>103 Function</b> Plate with emergency turn and lever.	 103C	
<b>113 Function</b> Plate with turn and lever.	 113C	 113V
<b>113HT Function</b> Plate with turn and lever. <b>Note: HANDED</b>	 113CHT	 113VHT

<b>153 Function</b> Plate with indicating emergency turn and lever. <b>Note: HANDED</b>	 153C	
<b>163 Function</b> Plate with indicating turn and lever. <b>Note: HANDED</b>	 163C	

### PLATES WITHOUT HANDLES

	Concealed	Visible
<b>104 Function</b> Plate with cylinder hole.	 104C	 104V
<b>105 Function</b> Plain plate.	 105C	 105V
<b>106 Function</b> Plate with turn.		 106V

#### CODE



# PLATE FURNITURE

## 600 Series

PC-A

The Kaba 600 series square end solid forged brass door furniture is designed for use with contemporary Australian style mortice locks and latches.


Plates are 11.5mm thick and are designed to fit back to back with concealed fixing to outside plate. Tiebolt M5 fixing screws have a cross-recessed head.

The plates are non-handed and the handing of the levers can be reversed on site (except indicating furniture).

Available in two lever designs.



**DIMENSIONS:** 165mm high x 44mm wide x 12mm thick



### PLATES WITH HANDLES

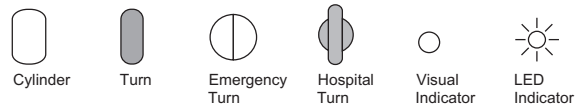
	Concealed	Visible
<b>601 Function</b> Plate with cylinder hole and lever.	 601C	 601V
<b>601LED Function</b> Plate with cylinder hole, lever and LED indicator.	 601CLED	
<b>602 Function</b> Plate without cylinder hole with lever.	 602C	 602V
<b>603 Function</b> Plate with emergency turn and lever.	 603C	
<b>613 Function</b> Plate with turn and lever.	 613C	 613V
<b>613HT Function</b> Plate with turn and lever. <b>Note: HANDED</b>	 613CHT	 613VHT

<b>653 Function</b> Plate with indicating emergency turn and lever. <b>Note: HANDED</b>	 653C	
<b>663 Function</b> Plate with indicating turn and lever. <b>Note: HANDED</b>	 663C	

### PLATES WITHOUT HANDLES

	Concealed	Visible
<b>604 Function</b> Plate with cylinder hole.	 604C	 604V
<b>605 Function</b> Plain plate.	 605C	 605V
<b>606 Function</b> Plate with turn.		 606V

#### CODE



# PLATE FURNITURE

## 1500 Series

PC-A

The Kaba 1500 series flat form square door furniture is designed for use with contemporary Australian style mortice locks and latches.

Plates are designed to fit back to back with concealed fixing to outside plate. Optional snake eye screws are available for penitentiary projects.

The plates are handed.

**DIMENSIONS:** 160mm high x 160mm wide x 2mm thick



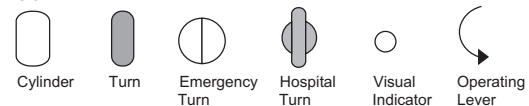
### PLATES WITH HANDLES

	Concealed	Visible
<b>1501 Function</b> Plate with cylinder hole plus lever or knob.  Note: HANDED	 1501C	 1501V
<b>1502 Function</b> Plate without cylinder hole with lever or knob.  Note: HANDED	 1502C	 1502V
<b>1503 Function</b> Plate with slot and lever or knob.  Note: HANDED	 1503C	
<b>1513 Function</b> Plate with turn and lever or knob.  Note: HANDED	 1513C	 1513V
<b>1513HT Function</b> Plate with turn and lever or knob.  Note: HANDED		 1513VHT
<b>1553 Function</b> Plate with indicating slot and lever or knob.  Note: HANDED	 1553C	

### PLATES WITHOUT HANDLES

	Concealed	Visible
<b>1504 Function</b> Plate with cylinder hole.  Note: HANDED	 1504C	 1504V
<b>1505 Function</b> Plain plate.	 1505C	 1505V
<b>1506 Function</b> Plate with turn.  Note: HANDED		 1506V

#### CODE



# PLATE FURNITURE

## 1500 Series

PC-A



1501C-D-Pull



1546C-Flush Pull

### PLATES WITH D-PULLS

Concealed      Visible

<p><b>1501DP Function</b> Plate with cylinder hole and D-Pull</p> <p>Note: HANDED</p>	<p>1501C-DP</p>	<p>1501V-DP</p>
<p><b>1502DP Function</b> Plate without cylinder hole with D-Pull</p>	<p>1502C-DP</p>	<p>1502V-DP</p>
<p><b>1513DP Function</b> Plate with turn and D-Pull</p> <p>Note: HANDED</p>		<p>1513V-DP</p>

### PLATES WITH FLUSH PULLS

Concealed      Visible

<p><b>1546FP Function</b> Plate with Flush Pull.</p>	<p>1546C-FP</p>	<p>1546V-FP</p>
<p><b>1554FP Function</b> Plate with cylinder hole and Flush Pull.</p>	<p>1554C-FP</p>	<p>1554V-FP</p>

CODE		
<p>Cylinder</p>	<p>Turn</p>	<p>Flush Pull</p>