



Rimlocks

Rimlocks

Overview

Designed in Australia, the Lockwood Rimlock range is manufactured according to stringent quality specifications to provide an outstanding range of security solutions for both the commercial and residential markets.

Deadlatches

The market leading deadlatch range from Lockwood has been tested in accordance with AS4145.2 -1993, offering exceptional performance and reliability.

The patented ***SAFETYRELEASE*** function was pioneered with the 001 Deadlatch to automatically unlock the inside knob upon entry, thus minimising the risk of being locked inside in the case of an emergency.

The ***LOCKALERT*** feature added to the latest range of 001 Deadlatches allows you to see at a glance whether the inside knob is key locked.

Deadlocks

With excellent security features and traditional styling, the deadlock is ideal for both hinged and some sliding doors in residential and commercial applications.

Streamlatches and Nightlatches

Popular general purpose latches operated by an inside turn knob, these products are available in a variety of options and styles.



001 Deadlatch with LockAlert®



355 Deadlock



201 Nightlatch

The Lockwood 001 Deadlatch with **LOCKALERT** status indicator and **SAFETYRELEASE**.

Features and Specifications

- The unique **LOCKALERT** status indicator shows the lockset status at a glance
- **SAFETYRELEASE** automatically unlocks the internal knob upon entry
- High security with cut resistant stainless steel bolt, 11 concealed anchorage points and door frame strengthener
- Tested in accordance with AS4145.2 - 1993
- Bolt hold-back function activated by external key or internal knob
- Can be key locked in hold-back position by key from inside
- Can be keyed alike to other Lockwood door locks
- Available in trade and display pack versions

Case

High purity zinc alloy.

Backset

60mm.

Latch

Stainless steel 18mm projection.

Door Thickness

30 – 45mm.

Packers

3mm thick packer plates are available, these packers are installed under lock body to align lock body with face of jamb.

Cylinders

- Internal and external 5 pin tumbler mechanism
- Brass cylinders and brass barrels



Keying

Standard Keying

- Supplied individually keyed with two keys per lock
- 78,000 key combinations
- Key blank KB2015P

Restricted Special Keying

Lockwood locks can be keyed to a number of controlled and/or specially keyed systems. These range from legally protected keys to protect against unauthorised duplication, which can also include specially designed key systems such as master key systems, which allow for different levels of mechanical access control.

Please refer to section 7 for keying systems or contact your local sales office or customer service for specific information.

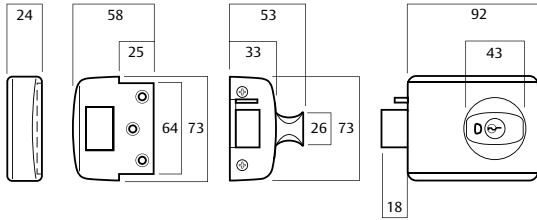
Finishes

Gold	GLD
Satin Chrome Pearl	SP
Chrome Plate	CP
Brown	BRN

Note: Installation video for this product can be found at lockweb.com.au

Rimlocks

001 Double Cylinder Deadlatch



001-1K1 with Open In Strike – Single Pack

Suitable for INWARD opening timber framed doors.

Finishes and Product Codes

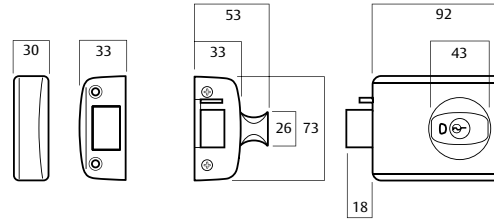
Finish	Trade Pack	Display Pack
Gold	001-1K1GLD	001-1K1GLDDP
Satin Chrome Pearl	001-1K1SP	001-1K1SPDP
Chrome Plate	001-1K1CP	001-1K1CPDP
Brown	—	001-1K1BRNDP

001-1K2 with Open In Strike – Twin Pack

Suitable for INWARD opening timber framed doors. Keyed alike for extra convenience. Pack contains two locksets.

Finishes and Product Codes

Finish	Trade Pack	Display Pack
Gold	—	001-1K2GLDDP
Satin Chrome Pearl	001-1K2SP	001-1K2SPDP
Bright Chrome	—	001-1K2CPDP

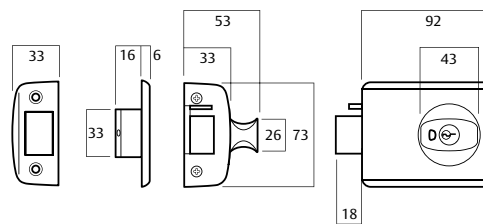


001-3K1 with Metal Frame Strike – Single Pack

Suitable for INWARD opening metal framed doors.

Finishes and Product Codes

Finish	Trade Pack
Satin Chrome Pearl	001-3K1SP



001-4K1 with Open Out Strike – Single Pack

Suitable for OUTWARD opening timber framed doors.

Finishes and Product Codes

Finish	Trade Pack
Satin Chrome Pearl	001-4K1SP

The Lockwood 001 Deadlatch with **LOCKALERT** status indicator and **SAFETYRELEASE**.

Features and Specifications

- The unique **LOCKALERT** status indicator shows the lockset status at a glance
- **SAFETYRELEASE** automatically unlocks the internal knob upon entry
- Convenience of lever handle operation
- High security with cut resistant stainless steel bolt, 11 concealed anchorage points and door frame strengthener
- Tested in accordance with AS4145.2 - 1993
- Bolt hold-back function activated by external key or internal lever
- Can be key locked in hold-back position by key from inside
- Can be keyed alike to other Lockwood door locks
- Available in trade and display pack versions



Case

High purity zinc alloy.

Backset

60mm.

Latch

Stainless steel 18mm projection.

Door Thickness

30 to 45mm.

Packers

3mm thick packer plates are available, these packers are installed under lock body to align lock body with face of jamb.

Cylinders

- Internal and external 5 pin tumbler mechanism
- Brass cylinders and brass barrels

Keying

Standard Keying

- Supplied individually keyed with three keys per lock
- 78,000 key combinations
- Key blank KB2015P

Restricted Special Keying

Lockwood locks can be keyed to a number of controlled and/or specially keyed systems. These range from legally protected keys to protect against unauthorised duplication, which can also include specially designed key systems such as master key systems, which allow for different levels of mechanical access control.

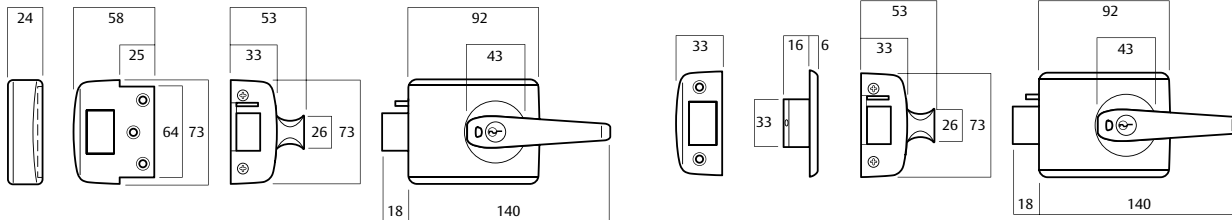
Please refer to section 7 for keying systems or contact your local sales office or customer service for specific information.

Finishes

Gold	GLD
Satin Chrome Pearl	SP
Chrome Plate	CP
Brown	BRN

Rimlocks

001 Double Cylinder Deadlatch with Lever



001-1L1 with Open In Strike – Single Pack

Suitable for INWARD opening timber framed doors.

Finishes and Product Codes

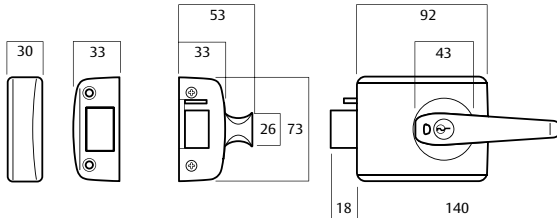
Finish	Trade Pack	Display Pack
Gold	—	001-1L1GLDDP
Satin Chrome Pearl	001-1L1SP	001-1L1SPDP
Chrome Plate	—	001-1L1CPDP
Brown	—	001-1L1BRNDP

001-4L1 with Open Out Strike – Single Pack

Suitable for OUTWARD opening timber framed doors.

Finishes and Product Codes

Finish	Trade Pack
Satin Chrome Pearl	001-4L1SP



001-3L1 with Metal Frame Strike – Single Pack

Suitable for INWARD opening metal framed doors.

Finishes and Product Codes

Finish	Trade Pack
Satin Chrome Pearl	001-3L1SP

Rimlocks

002 Single Cylinder Deadlatch

Features and Specifications

- High security with cut resistant stainless steel bolt, 11 concealed anchorage points and door frame strengthener
- Tested in accordance with AS4145.2 - 1993
- Bolt hold-back function activated by external key or internal knob
- Can be keyed alike to other Lockwood door locks
- Available in trade pack only

Case

High purity zinc alloy.

Backset

60mm.

Latch

Stainless steel 18mm projection.

Door Thickness

30 to 45mm.

Packers

3mm thick packer plates are available, these packers are installed under lock body to align lock body with face of jamb.

Cylinders

- 5 pin tumbler mechanism outside
- Brass cylinder and brass barrel

Keying

Standard Keying

- Supplied individually keyed with two keys per lock
- 78,000 key combinations
- Key blank KB2015P

Restricted Special Keying

Lockwood locks can be keyed to a number of controlled and/or specially keyed systems. These range from legally protected keys to protect against unauthorised duplication, which can also include specially designed key systems such as master key systems, which allow for different levels of mechanical access control.

Please refer to section 7 for keying systems or contact your local sales office or customer service for specific information.

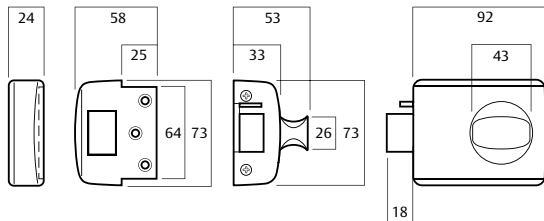
Finish

Satin Chrome Pearl SP



Rimlocks

002 Single Cylinder Deadlatch

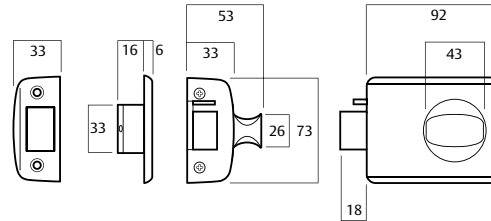


002-1K1 with Open In Strike – Single Pack

Suitable for INWARD opening timber framed doors.

Finishes and Product Codes

Finish	Trade Pack
Satin Chrome Pearl	002-1K1SP



002-4K1 with Open Out Strike – Single Pack

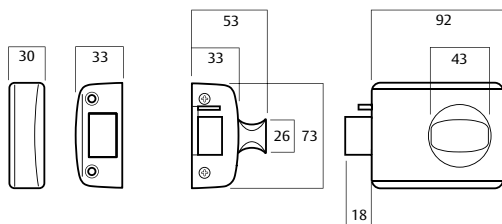
Suitable for OUTWARD opening timber framed doors.

Finishes and Product Codes

Finish	Trade Pack
Satin Chrome Pearl	002-4K1SP

No Cylinder

Satin Chrome Pearl	002-4KSPNC
--------------------	------------



002-3K1 with Metal Frame Strike – Single Pack

Suitable for INWARD opening metal framed doors.

Finishes and Product Codes

Finish	Trade Pack
Satin Chrome Pearl	002-3K1SP

Features and Specifications

- High security with cut resistant stainless steel bolt, 11 concealed anchorage points and door frame strengthener
- Convenience of lever handle operation
- Tested in accordance with AS4145.2 - 1993
- Bolt hold-back function activated by external key or internal lever
- Can be keyed alike to other Lockwood door locks
- Available in trade pack only

Case

High purity zinc alloy.

Backset

60mm.

Latch

Stainless steel 18mm projection.

Door Thickness

30 to 45mm.

Packers

3mm thick packer plates are available, these packers are installed under lock body to align lock body with face of jamb.

Cylinders

- 5 pin tumbler mechanism outside
- Brass cylinder and brass barrel

Keying

Standard Keying

- Supplied individually keyed with two keys per lock
- 78,000 key combinations
- Key blank KB2015P

Restricted Special Keying

Lockwood locks can be keyed to a number of controlled and/or specially keyed systems. These range from legally protected keys to protect against unauthorised duplication, which can also include specially designed key systems such as master key systems, which allow for different levels of mechanical access control.

Please refer to section 7 for keying systems or contact your local sales office or customer service for specific information.

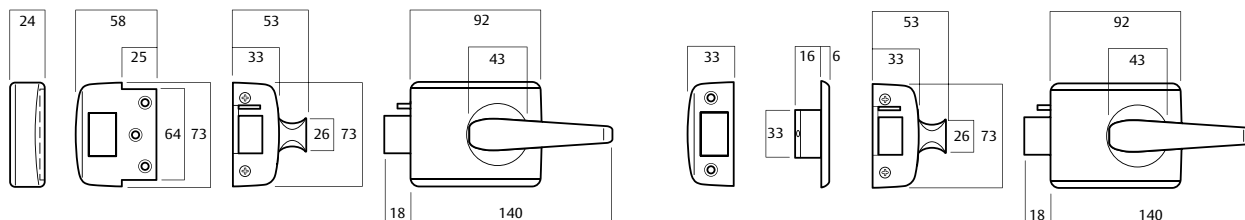
Finish

Satin Chrome Pearl SP



Rimlocks

002 Single Cylinder Deadlatch with Lever



002-1L1 with Open In Strike – Single Pack

Suitable for INWARD opening timber framed doors.

Finishes and Product Codes

Finish	Trade Pack
Satin Chrome Pearl	002-1L1SP

002-4L1 with Open Out Strike – Single Pack

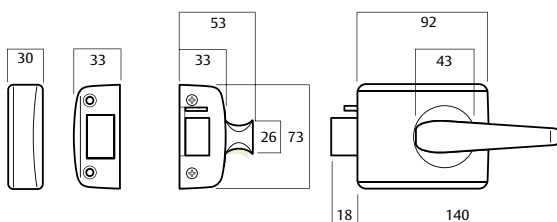
Suitable for OUTWARD opening timber framed doors.

Finishes and Product Codes

Finish	Trade Pack
Satin Chrome Pearl	002-4L1SP

No Cylinder

Satin Chrome Pearl	002-4L1SPNC
--------------------	-------------



002-3L1 with Metal Frame Strike – Single Pack

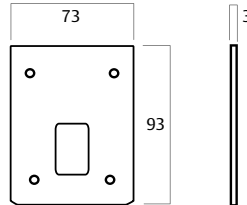
Suitable for INWARD opening metal framed doors.

Finishes and Product Codes

Finish	Trade Pack
Satin Chrome Pearl	002-3L1SP

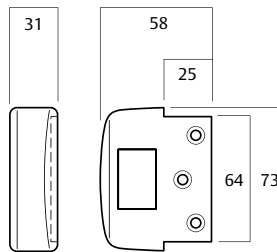
Packer Plate

Finish	Trade Pack
Black	001-3254BLK



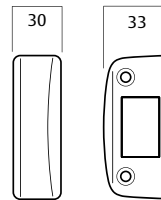
Refrofit 31mm Strike

Finish	Trade Pack
Gold	001-3653GLD
Satin Chrome Pearl	001-3653SP
Chrome Plate	001-3653CP
Brown	001-3653BRN



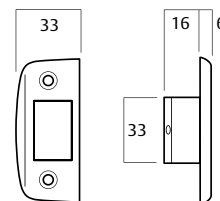
Metal Frame Strike Pack

Finish	Trade Pack
Gold	001-3053GLD
Satin Chrome Pearl	001-3053SP
Chrome Plate	001-3053CP
Brown	001-3053BRN



Outward Opening Strike

Finish	Trade Pack
Gold	001-3253GLD
Satin Chrome Pearl	001-3253SP
Chrome Plate	001-3253CP
Brown	001-3253BRN



Rimlocks

355 Deadlock

The premium security features provided by the 355 Deadlock make it an ideal lockset for both domestic and commercial applications.

Features and Specifications

- Suitable for hinged and some sliding doors
- Lockable turn knob with inbuilt clutching device to resist wrench attack
- Strong interlocking case and mounting plate to resist jemmy and hammer attack
- Tested in accordance with AS4145.2-1993
- Concealed fixing
- Positive deadlocking action
- The mechanism and the design are protected by Australian and International Patents and Design Registrations
- Available in trade and display pack versions

Case

Thick walled, high purity zinc alloy casting.

Backset

60mm.

Bolt

Stainless steel.

Mounting Plate and Strike

Pressed steel.

Case Retainer Plate and Operating Mechanism

- Solid pressed steel and diecast
- Zinc components

Packing Plates

3mm thick packing plates installed under lock body to align lock body with face of jamb.

Strike Conversion Plate

A strike conversion plate is required where the strike is to be installed in place of an existing flange strike.

Door Thickness

30 – 45mm.

Cylinders

- Internal and external 5 pin tumbler mechanism
- Brass cylinders and barrels

Keying

Standard Keying

- Supplied individually keyed with two keys per lock
- 78,000 key combinations
- Key blank KB2015P



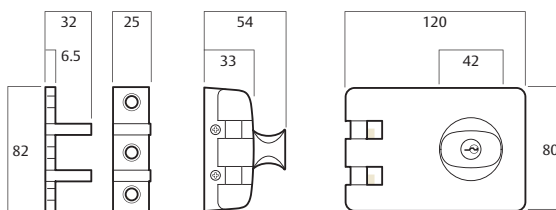
Restricted Special Keying

Lockwood locks can be keyed to a number of controlled and/or specially keyed systems. These range from legally protected keys to protect against unauthorised duplication, which can also include specially designed key systems such as master key systems, which allow for different levels of mechanical access control.

Please refer to section 7 for keying systems or contact your local sales office or customer service for specific information.

Finishes

Everbrass	EVB
Satin Chrome Pearl	SP
Chrome Plate	CP
Brown	BRN



355 Double Cylinder Deadlock

Opened by key from outside and by turn knob from inside when free. Internal key locks or unlocks turn knob.

Finishes and Product Codes

Finish	Trade Pack	Display Pack
Everbrass	—	355-NEVBDP
Satin Chrome Pearl	355-NSP	355-NSPDP
Chrome Plate	—	355-NCPDP
Brown	—	355-NBRNDP

Rimlocks

303 Deadlock

The security features provided by the 303 Deadlock make it an ideal lockset for both domestic and commercial applications.

Features and Specifications

- Suitable for hinged and some sliding doors
- Lockable turn knob with inbuilt clutching device to resist wrench attack
- Strong interlocking case and mounting plate to resist jemmy and hammer attack
- Tested in accordance with AS4145.2-1993
- Concealed fixing
- Positive deadlocking action
- The mechanism and the design are protected by Australian and International Patents and Design Registrations
- Available in trade and display pack versions

Case

- Thick walled, high purity zinc alloy casting
- 121mm wide, 76mm high, 56mm projection

Backset

60mm.

Bolt

Stainless steel.

Mounting Plate and Strike

Pressed steel.

Case Retainer Plate and Operating Mechanism

- Solid pressed steel and diecast
- Zinc components

Packing Plates

3mm thick packing plates installed under lock body to align lock body with face of jamb.

Strike Conversion Plate

A strike conversion plate is required where the strike is to be installed in place of an existing flange strike.

Door Thickness

30 – 45mm.

Cylinders

- 5 pin tumbler mechanism outside
- Brass cylinder and barrel



Keying

Standard Keying

- Supplied individually keyed with two keys per lock
- 78,000 key combinations
- Key blank KB2015P

Restricted Special Keying

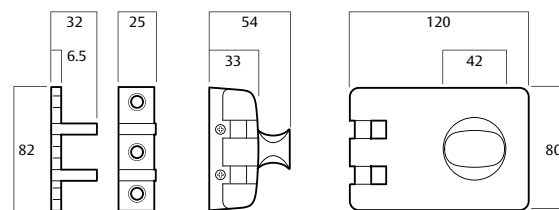
Lockwood locks can be keyed to a number of controlled and/or specially keyed systems. These range from legally protected keys to protect against unauthorised duplication, which can also include specially designed key systems such as master key systems, which allow for different levels of mechanical access control.

Please refer to section 7 for keying systems or contact your local sales office or customer service for specific information.

Finishes

Satin Chrome Pearl

SP



303 Single Cylinder Deadlock

Opened by key from outside and by turn knob from inside.

Finishes and Product Codes

Finish	Trade Pack	Display Pack
Satin Chrome Pearl	303-NSP	303-NSPDP

No Cylinder

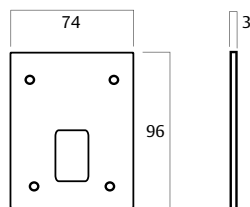
Satin Chrome Pearl 303-NSPNOCYL

Rimlocks

Deadlock Accessories

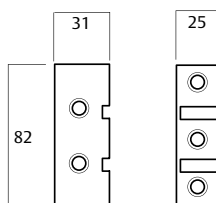
3mm Packing Plate

Finish	Trade Pack
Black	355-526BLK



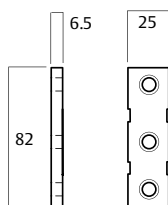
Refrofit Flanged Strike Cover

Finish	Trade Pack
Gold	355-552GLD
Satin Chrome Pearl	355-552SP
Chrome Plate	355-552CP
Brown	355-552BRN



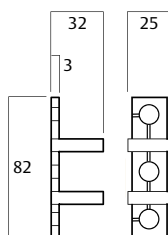
Universal Strike Cover

Finish	Trade Pack
Satin Chrome Pearl	355-152NSP



Strike Loops

Finish	Trade Pack
Chrome Plate	355-53NCP
Satin Chrome Pearl	355-53NSP



The 507 Series Nightlatch is fire rated to 4 hours, making it the ideal lockset for a range of commercial applications – utility and service cupboards.

Features and Specifications

- The Lockwood 507 Rim Nightlatch has been fire rated up to 4 hours on fire door assemblies in accordance with Australian standard AS 1905.1:1997, Part 1: Fire Resistant Doorsets
- Steel case, strike and latchbolt
- Designed for surface mounting on the inside of outward opening doors
- Available with standard box strike (RBP model) or open out strike (RBS model)
- Latchbolt operated by key from outside and by turn from inside
- Available in trade pack only

Case

Steel.

Backset

60mm.

Latch

Steel.

Door Thickness

32mm to 60mm.

Keying

Supplied less cylinder.

Cylinder (sold separately)

- Lockwood 201 Cylinder
- 5 pin tumbler mechanism

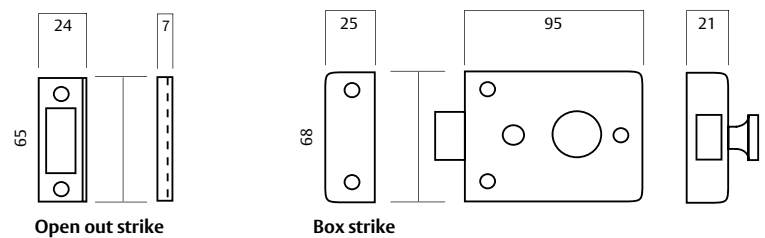
Finish

Satin Chrome Pearl SP



507 Series Nightlatch

Opened by key from outside and by turn knob from inside.



Product Code

507RBS SP	(Cylinder not included with open out strike)
507RBP SP	(Cylinder not included with box strike)
201CYLSC	(Lockwood standard cylinder)

Rimlocks

509 Series Nightlatch

Commercial grade nightlatch with inside snib designed for surface mounting on the inside of outward opening doors.

Features and Specifications

- Inside snib may be used to hold-back latchbolt
- Steel case and strike
- Available with standard box strike (RBP model) or open out strike (RBS model)
- Bolt hold-back function activated by snib
- Latchbolt operated by key from outside and by turn from inside
- Available in trade pack only

Case

Steel.

Backset

60mm.

Latch

Brass.

Door Thickness

32mm to 60mm.

Keying

Supplied less cylinder.

Cylinder (sold separately)

Lockwood 201 Cylinder.

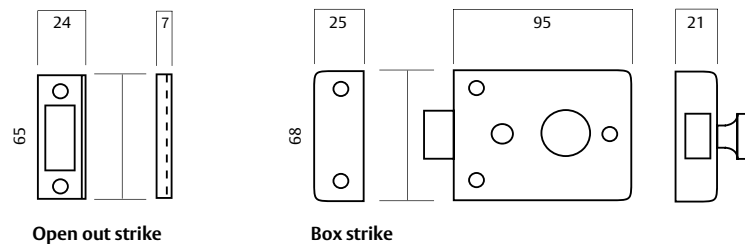
Finish

Satin Chrome Pearl SP



509 Series Nightlatch

Opened by key from outside and by turn knob from inside.



Product Code

509RBS SP	(Cylinder not included with open out strike)
509RBP SP	(Cylinder not included with box strike)
201CYLSC	(Lockwood standard cylinder)

Rimlocks

201 Nightlatch

Application

- A general purpose nightlatch with inside snib
- Opened by key from outside and by turn knob inside
- Inside snib may be used to hold-back or deadlock bolt, so that key will not operate
- Available in trade and display pack versions

Features and Specifications

Case

- High purity zinc alloy
- 92mm wide, 64mm high, 43mm projection

Backset

60mm

Latch

- Brass
- Reversible
- 13mm projection

Door Thickness

28 to 45mm.

Cylinder

- 5 pin tumbler mechanism
- Brass cylinder and brass barrel

Keying

Standard Keying

- Supplied individually keyed with two keys per lock
- 78,000 key combinations
- Key blank KB2015P

Restricted Special Keying

Lockwood locks can be keyed to a number of controlled and/or specially keyed systems. These range from legally protected keys to protect against unauthorised duplication, which can also include specially designed key systems such as master key systems, which allow for different levels of mechanical access control.

Please refer to section 7 for keying systems or contact your local sales office or customer service for specific information.

Open Out Strike

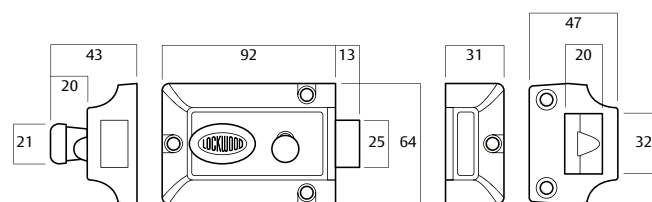
Part Number SP201-675C.



201 Nightlatch

Finishes and Product Codes

Finish	Trade Pack	Display Pack
Florentine Bronze Cylinder	201FB	201FBDP
Chrome Plate Cylinder	201CP	201CPDP
No Cylinder		
Brown	201NOCYL	



Rimlocks

100 Nightlatch

Application

- General purpose nightlatch
- Opened by key from outside and by turn knob inside
- Bolt may be held back by turning knob in clockwise direction
- Available in trade and display pack versions

Features and Specifications

Case

- High purity zinc alloy
- 92mm wide, 64mm high, 43mm projection

Backset

60mm

Latch

- Brass
- Reversible
- 13mm projection

Door Thickness

28 to 45mm.

Cylinder

- 5 pin tumbler mechanism
- Brass cylinder and brass barrel

Keying

Standard Keying

- Supplied individually keyed with two keys per lock
- 78,000 key combinations
- Key blank KB2015P

Restricted Special Keying

Lockwood locks can be keyed to a number of controlled and/or specially keyed systems. These range from legally protected keys to protect against unauthorised duplication, which can also include specially designed key systems such as master key systems, which allow for different levels of mechanical access control.

Please refer to section 7 for keying systems or contact your local sales office or customer service for specific information.

Open Out Strike

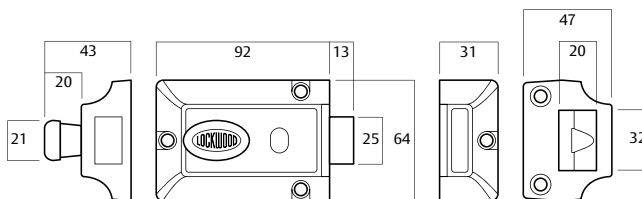
Part Number SP201-67SC.



100 Nightlatch

Finishes and Product Codes

Finish	Trade Pack	Display Pack
Florentine Bronze Cylinder	100FB	100FBDP
Chrome Plate Cylinder	100CP	100CPDP
No Cylinder		
Brown	100NOCYL	



Rimlocks

211 Streamlatch

Application

- Medium security general purpose streamlatch
- Opened by key from outside and turn knob inside
- Inside snib may be used to hold-back or deadlock bolt so that key will not operate
- Available in trade pack only

Features and Specifications

Case

- High purity zinc alloy
- 92mm wide, 64mm high, 43mm projection

Backset

60mm

Latch

- Brass
- Reversible
- 13mm projection

Door Thickness

28 to 45mm.

Cylinder

- 5 pin tumbler mechanism
- Brass cylinder and brass barrel

Keying

Standard Keying

- Supplied individually keyed with two keys per lock
- 78,000 key combinations
- Key blank KB2015P

Restricted Special Keying

Lockwood locks can be keyed to a number of controlled and/or specially keyed systems. These range from legally protected keys to protect against unauthorised duplication, which can also include specially designed key systems such as master key systems, which allow for different levels of mechanical access control.

Please refer to section 7 for keying systems or contact your local sales office or customer service for specific information.

Open Out Strike

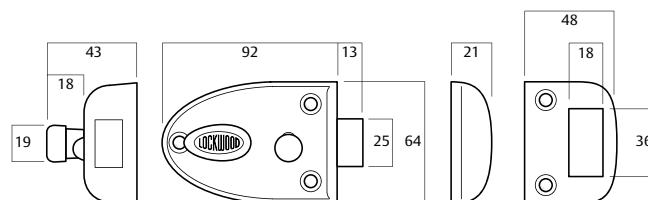
Part Number SP201-67SC.



211 Streamlatch

Finishes and Product Codes

Finish	Trade Pack
Chrome Plate all over	211CPAO
Satin Chrome Pearl all over	211SPA0
No Cylinder	
Satin Chrome Pearl all over	211SPAONOCYL



Rimlocks

200 Narrow Stile Streamlatch

Application

- General purpose streamlatch designed to suit narrow doors
- Opened by key from outside and turn knob inside
- Inside snib may be used to hold-back or deadlock bolt so that key will not operate
- Available in trade pack only

Features and Specifications

Case

- High purity zinc alloy
- 68mm wide, 57mm high, 43mm projection

Backset

38mm for narrow stile doors.

Latch

- Brass
- Reversible
- 13mm projection

Door Thickness

28 to 45mm.

Cylinder

- 5 pin tumbler mechanism
- Brass cylinder and brass barrel

Keying

Standard Keying

- Supplied individually keyed with two keys per lock
- 78,000 key combinations
- Key blank KB2015P

Restricted Special Keying

Lockwood locks can be keyed to a number of controlled and/or specially keyed systems. These range from legally protected keys to protect against unauthorised duplication, which can also include specially designed key systems such as master key systems, which allow for different levels of mechanical access control.

Please refer to section 7 for keying systems or contact your local sales office or customer service for specific information.

Open Out Strike

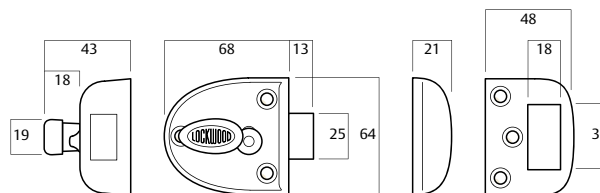
Order part SP201-67SC



200 Narrow Stile Streamlatch

Finishes and Product Codes

Finish	Trade Pack
Chrome Plate all over	200CPAO
Satin Chrome Pearl all over	200SPA0
No Cylinder	
Satin Chrome Pearl all over	200SPAONOCYL



Rimlocks

213 Streamlock Deadbolt

Application

- General purpose deadbolt
- Locked or unlocked by key outside and by turn knob inside
- Available in trade pack only

Features and Specifications

Case

- High purity zinc alloy
- 92mm wide, 64mm high, 43mm projection

Backset

60mm.

Bolt

- Brass
- 16mm projection

Door Thickness

28 to 45mm.

Cylinder

- 5 pin tumbler mechanism
- Brass cylinder and brass barrel

Keying

Standard Keying

- Supplied individually keyed with two keys per lock
- 78,000 key combinations
- Key blank KB2015P

Restricted Special Keying

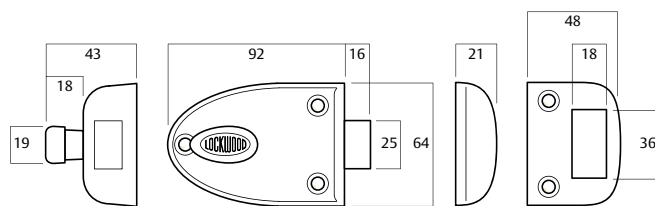
Lockwood locks can be keyed to a number of controlled and/or specially keyed systems. These range from legally protected keys to protect against unauthorised duplication, which can also include specially designed key systems such as master key systems, which allow for different levels of mechanical access control.

Please refer to section 7 for keying systems or contact your local sales office or customer service for specific information.

213 Streamlock Deadbolt

Finishes and Product Codes

Finish	Trade Pack
Chrome Plate all over	213CPAO
Satin Chrome Pearl all over	213SPA0
No Cylinder	
Satin Chrome Pearl all over	213SPAONOCYL



201 Brass Cylinder

Application

- Suitable for all cylinder rim locks
- Extruded brass cylinder
- Brass barrel
- 5 pin tumbler mechanism



Standard 201 Cylinder

Finishes and Product Codes

Finish	Trade Pack	Display Pack
Chrome Plate	201CYLCP	201CYLCPDP
Satin Chrome Pearl	201CYLSP	201CYLSPDP
Polished Brass	201CYLPBP	—
Florentine Bronze	—	201CYLFBDP

Heavy Duty 201 Cylinder (Solid Brass Cylinder)

Finish and Product Code

Finish	Trade Pack
Satin Chrome Pearl	201-252SP

ASSA ABLOY is the global leader in door opening solutions, dedicated to satisfying end-user needs for security, safety and convenience



Lockwood is the leading brand in the Australian locking industry. With an established reputation for high quality products, this iconic brand provides a wide range of locking solutions to residential housing, commercial building and industrial application markets. Lockwood is supported by an extensive distribution and after-sales support network. Our customers include retailers, architects, trade and industrial personnel, locksmiths and security dealers.



ASSA ABLOY is the global leader in door opening solutions, dedicated to satisfying end-user needs for security, safety and convenience.

ASSA ABLOY is represented in all major regions, in both mature and emerging markets, with leading positions in Australia, Europe and North America.

As the world's leading lock group, ASSA ABLOY offers a more complete product range of door opening solutions than any other company in the market.

Australia
1300 LOCK UP (1300 562 587)
lockweb.com.au

New Zealand
+64 9415 7111
assaabloy.co.nz

ASSA ABLOY Australia Pty Ltd
235 Huntingdale Road
Oakleigh, Victoria, 3166
Australia

info.au@assaabloy.com
assaabloy.com.au

ASSA ABLOY New Zealand Ltd
6 Armstrong Road
Albany, North Shore City, 0632
New Zealand

info.nz@assaabloy.com
assaabloy.co.nz

