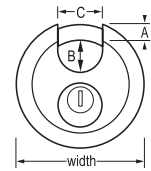


HIGH SECURITY

DISCUS PADLOCK



- 70mm wide stainless steel body resists corrosion.
- Hardened steel shackle for extra cut resistance.
- 4-pin cylinder for superior pick resistance.
- Double locking lever to guard against pulling.
- Shrouded design minimises shackle exposure and protects against bolt cutter attacks.
- Key retaining feature ensures padlock is not left unlocked.



Item Code	Description	GTIN	Inner Pack Qty	Outer Pack Qty	Shackle Dimensions (Metric)		
					A	B	C
0040D	Stainless Steel 70mm Wide Body - Hardened Steel Shackle - 4-Pin KD	071649030147	4	24	10mm	19mm	19mm

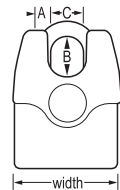
EX SERIES™ PADLOCKS



0001DEX

0003DEX

- Extra security, extra strong.
- Hardened steel shackle for extra cut resistance.
- 4-pin cylinder for superior pick resistance.
- Covered keyhead for added convenience.
- Fully shrouded body for additional pry and cut resistance.
- Laminated steel body for superior strength.

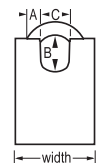


Item Code	Description	GTIN	Inner Pack Qty	Outer Pack Qty	Shackle Dimensions (Metric)		
					A	B	C
0003DEX	Covered Laminated Steel 40mm Wide Body - Hardened Steel Shrouded Shackle - 4-Pin KD	071649002618	4	24	7mm	19mm	16mm
0001DEX	Covered Laminated Steel 44mm Wide Body - Hardened Steel Shrouded Shackle - 4-Pin KD	071649002588	4	24	8mm	21mm	20mm

SOLID BRASS SHROUDED PADLOCKS



- Solid brass body and cylinder for extra resistance against rust and corrosion.
- Hardened steel shrouded shackle for superior cut and pry resistance.
- Double locking levers for extra pry resistance.
- 4-pin and 5-pin cylinders available for superior pick resistance.



Item Code	Description	GTIN	Inner Pack Qty	Outer Pack Qty	Shackle Dimensions (Metric)		
					A	B	C
2230D	Brass 30mm Wide Body - Hardened Steel Shrouded Shackle - 5 Pin KD	071649070549	4	24	5mm	15mm	12mm
0590D	Brass 40mm Wide Body - Hardened Steel Shrouded Shackle - 4 Pin KD	071649203671	4	24	7mm	22mm	14mm
2250D	Brass 50mm Wide Body - Hardened Steel Shrouded Shackle - 5 Pin KD	071649070563	4	24	7mm	22mm	19mm